

WORKING WITH GELCOATS

1. DELIVERY

CHECK

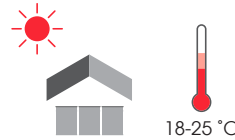
- » Quality
- » Shade of colour
- » Quantity
- » Transportation damages



2. STORAGE

PLEASE OBSERVE

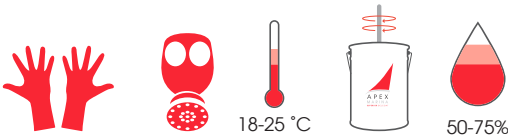
- » Store under a roof
- » Avoid direct sunlight
- » Storage temperature approx. 18 °C - 25 °C



3. PREPARATION

PLEASE OBSERVE

- » Protective clothing for the user
- » Material temperature between 18-25 °C
- » Homogeneous stirring of the material in the original container
- » Humidity 50-75%



4.1 APPLICATION OF GELCOAT:

APPLICATION BY HAND

- » Ideally in two layers 300 µm each
- » Make sure the layers are uniformly thick

PLEASE OBSERVE

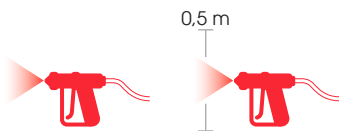
- » Use the hardener specified
- » Observe the quantity to be added in % (1,5-2,5%)



4.2 APPLICATION OF GELCOAT:

SPRAY APPLICATION

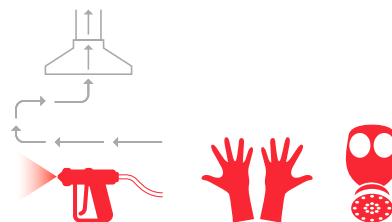
- » Use a skilled worker for application
- » Adjust the machine parameters according to the instructions given by the manufacturer
- » Apply two layers; the first layer should be approx. 200 µm thick. Then apply 1-2 more layers to a total of 600 - 700 µm
- » Lead the gun perpendicular to the surface of the mould spraying cross-wise
- » Keep a distance of 0,5 m!



5. WORK PLACE

PLEASE OBSERVE

- » Optimal air flow at the workplace
- » Protective measures for employees
- » Dust-free environment



6. WHEN THE WORK IS OVER

PLEASE OBSERVE

- » Clean machines and tools
- » Close containers when work is over
- » Bring the containers back where they are stored

